








CIVIL
MUNICIPAL
STRUCTURAL
SITE DEVELOPMENT
SURVEYING

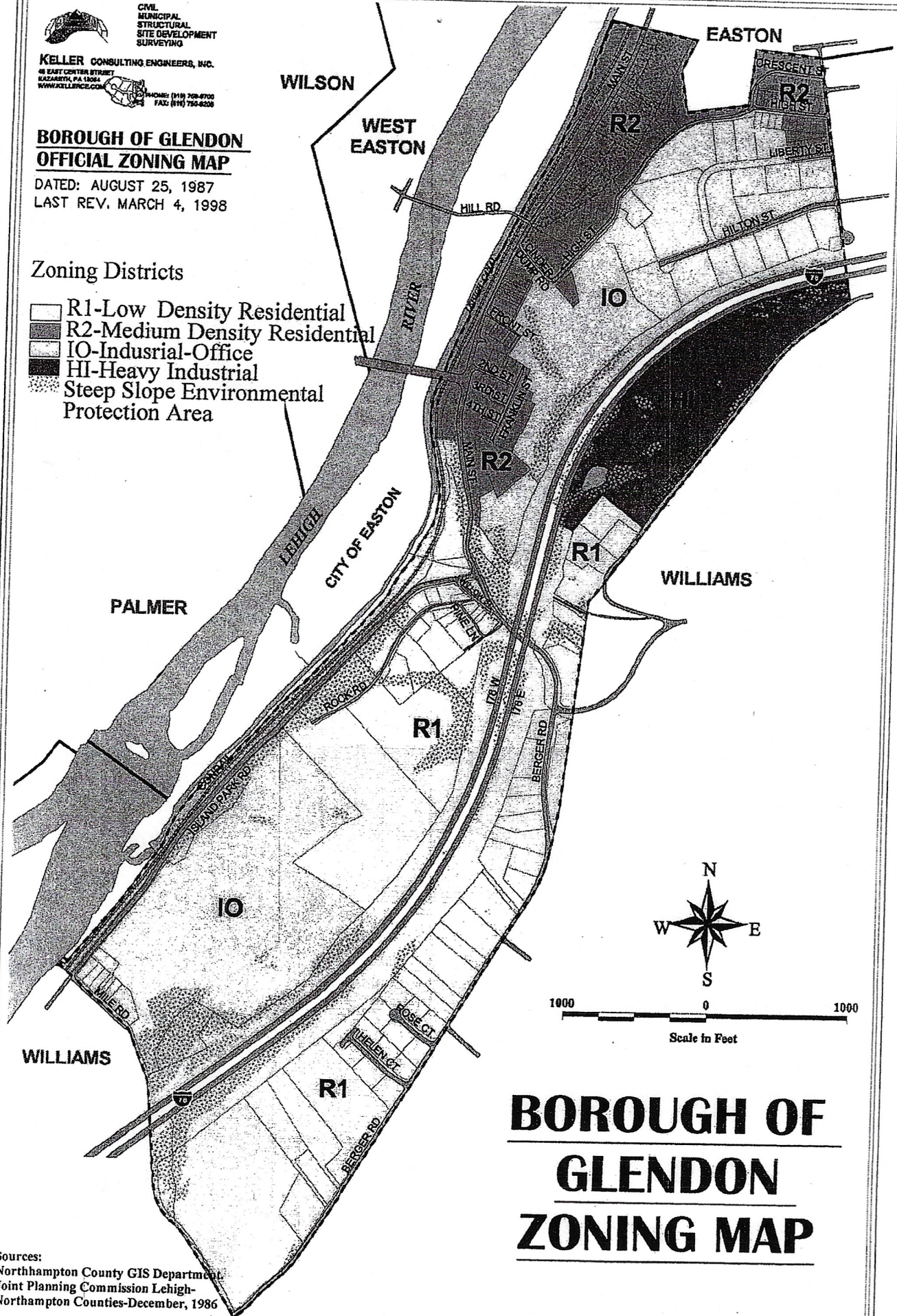
KELLER CONSULTING ENGINEERS, INC.
42 EAST CENTER STREET
SUZANNE, PA 15088
WWW.KELLERCE.COM
PHONE: (412) 750-8700
FAX: (412) 750-8200

**BOROUGH OF GLENDON
OFFICIAL ZONING MAP**

DATED: AUGUST 25, 1987
LAST REV. MARCH 4, 1998

Zoning Districts

-  R1-Low Density Residential
-  R2-Medium Density Residential
-  IO-Industrial-Office
-  HI-Heavy Industrial
-  Steep Slope Environmental Protection Area



Sources:
Northampton County GIS Department
Joint Planning Commission Lehigh-
Northampton Counties-December, 1986

**BOROUGH OF
GLENDON
ZONING MAP**