



1307 West Lehigh Street
Bethlehem, Pennsylvania 18018

info@keycodes.net
www.keycodes.net
610-866-9663 Office

Electrical Guidelines For Above Ground Pools

- 1- A GFCI protect convenience receptacle is needed 6' to 20' from the pool and should be connected to a general purpose circuit (not the pump circuit.) It must have an in-use cover if installed in a wet location. All receptacles 6' to 20' from the pool shall have GFCI protection.
- 2- No receptacles are allowed within 6' of the pool.
- 3- Pool pump receptacle shall be a 20-amp single receptacle (if installed 6' to 10' from the pool) and must be GFCI protected with an in-use cover if installed in a wet location. It should be securely fastened, usually to a 4x4 pressure treated post or other structure.
- 4- Conduit for the pool pump shall have a minimum cover of 18" of dirt or fill on top of the conduit.
- 5- Pool pump receptacle feed wires shall be individual conductors in rigid conduit (PVC or GRC.) Black, white and green #12 THHN/THWN.
- 6- The pool pump shall have a maximum 3' cord (12 gauge) with a plug factory installed.
- 7- If a new sub-panel is installed to supply power to the pool equipment, it must have feeders that run in conduit with an insulated ground wire.
- 8- No overhead lines can be within 10' horizontally of the walls of the pool. There are also other restrictions to the height of wires which may apply.
- 9- Bonding – An equipotential plane must be installed. It may be a #8 bare solid copper conductor run around the perimeter of the pool. It must be 18"-24" from the water's edge and 4"-6" below grade. This must be attached to the pool in four locations. The pump, water and any other metal within 5' of the pool must also be bonded to the equipotential plane. Bonding connections shall be stainless steel, brass, copper or copper alloy.

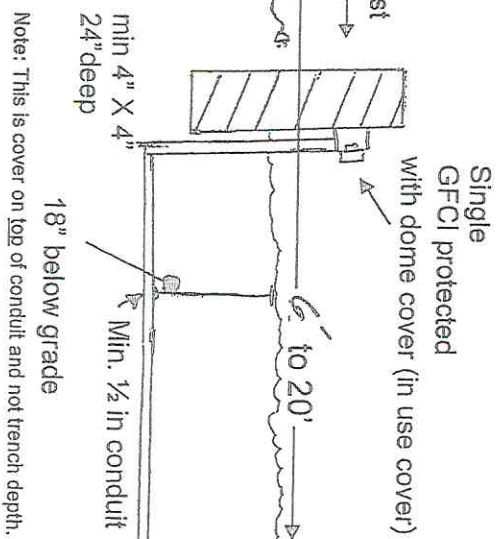
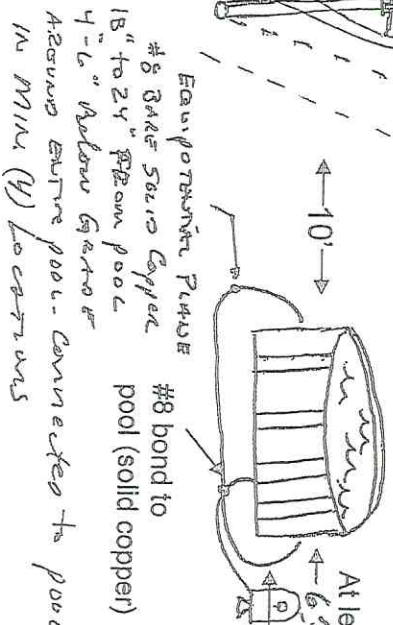
GFCI = Ground Fault Circuit Interrupter

Please note: These are guidelines to help. ALL current codes and regulations must be followed, even if not listed on this sheet.

Note: This drawing is intended to aid in the wiring of your pool. It is not a guarantee that the inspection will pass or relieve you of complying with the applicable codes or local ordinances

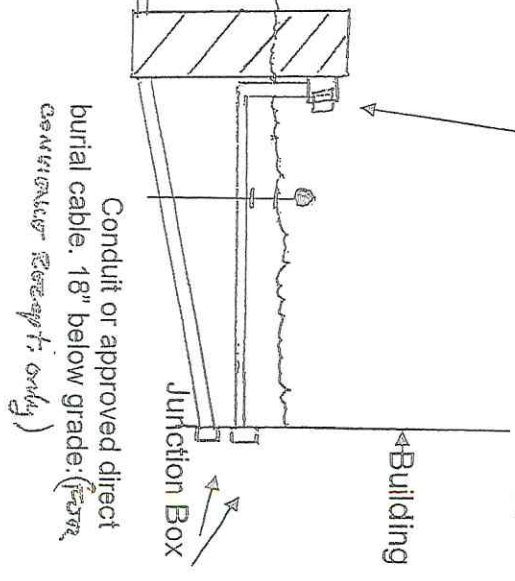
Overhead Conductors
 (Note: Other clearances may apply)

Cord 3' max.



Electrical Guideline
 GFCI & non-GFCI circuits can not be run in the same conduit

One receptacle not less than 6' or more than 20' GFCI protected w/ in use cover. Note: All receipts must be GFCI protected and no receipts can be less than 6' from pool



Note: This is cover on top of conduit and not trench depth.